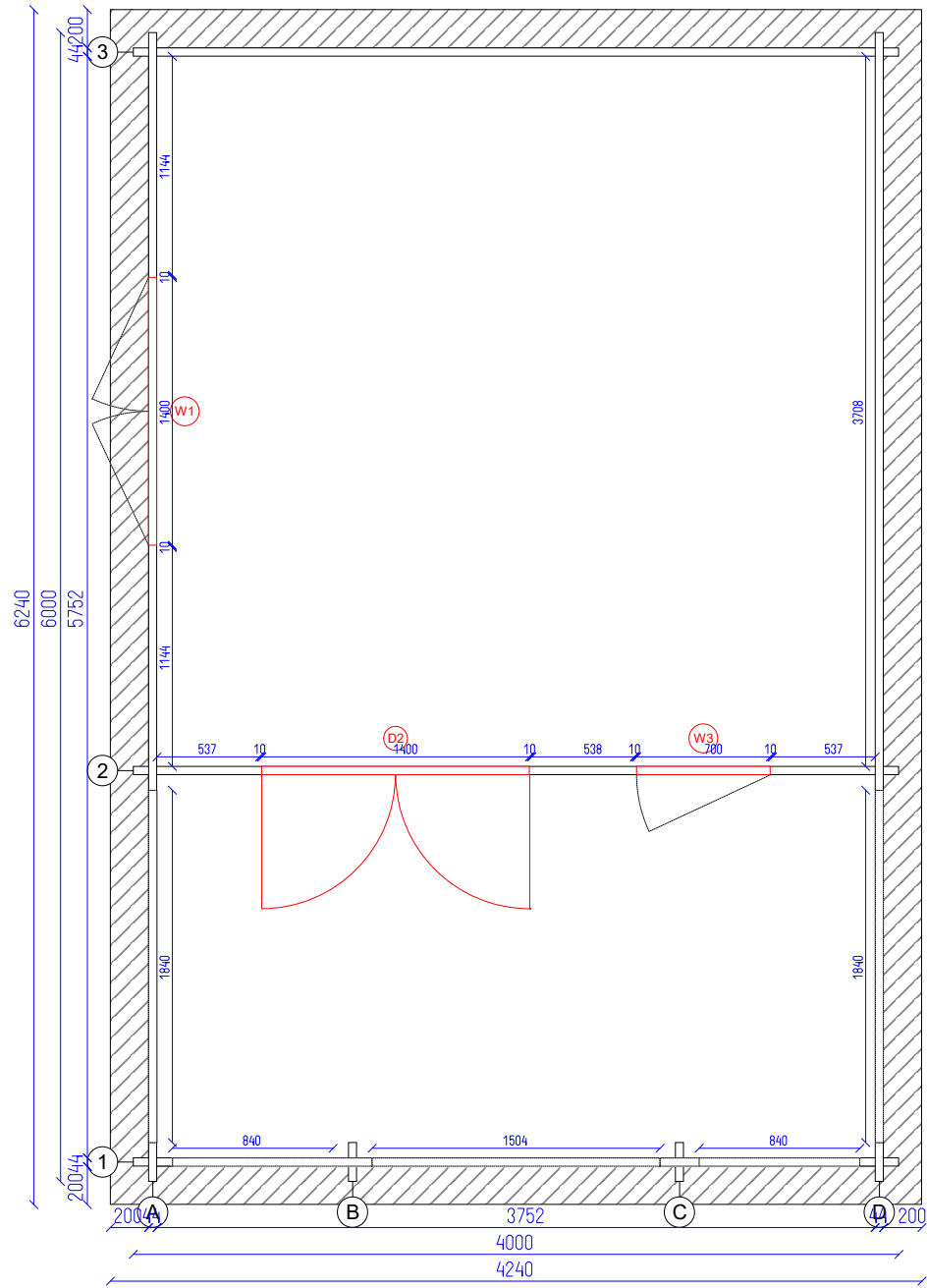




Campitello Cabin 44

Tikr.	Dare	1	10
---	---	SHEET	OF



Campitello Cabin 44

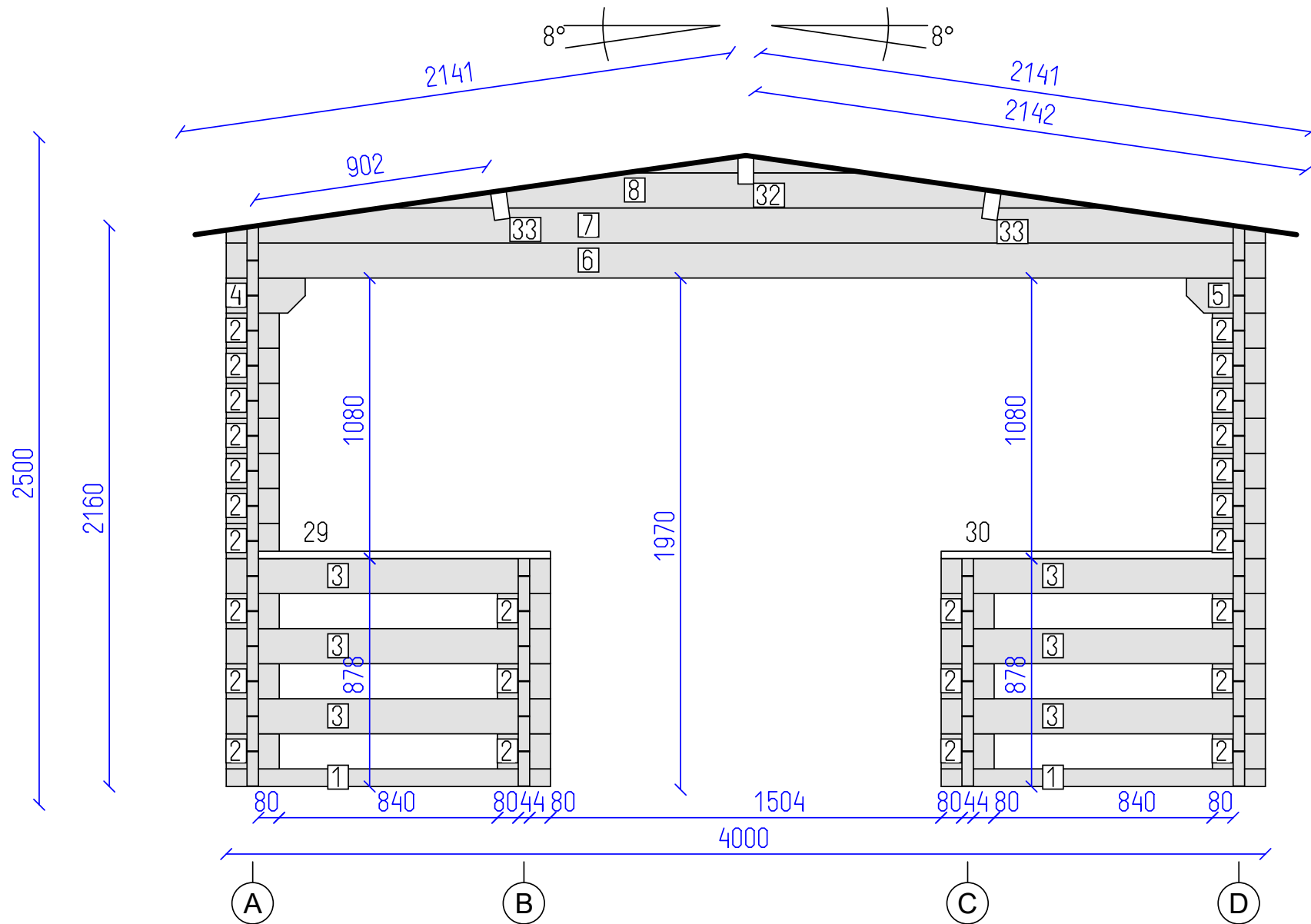
Ground plan

Tikr.  
---

Dare  
---

2  
SHEET

10  
OF

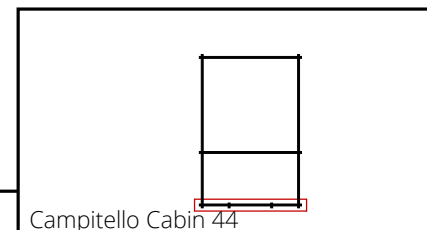


DETAILS

N	QTY
1	2
2	26
3	6
4	1
5	1
6	1
7	1
8	1
29	1
30	1
32	1
33	2

LIST OF ELEMENTS

1. Wall 68x44x1248
  2. Wall 135x44x204
  3. Wall 135x44x1248
  4. Wall 135x44x304
  5. Wall 135x44x304
  6. Wall 135x44x4000
  7. Wall 135x44x4000
  8. Wall 135x44x2810
  29. Armrest 110x28x1124
  30. Armrest 110x28x1124
  32. Roof beam 140x70x2544
  33. Roof beam 140x70x2544
- Total 4.75 m<sup>2</sup>



Campitello Cabin 44

Wall 1

Tikr. ---

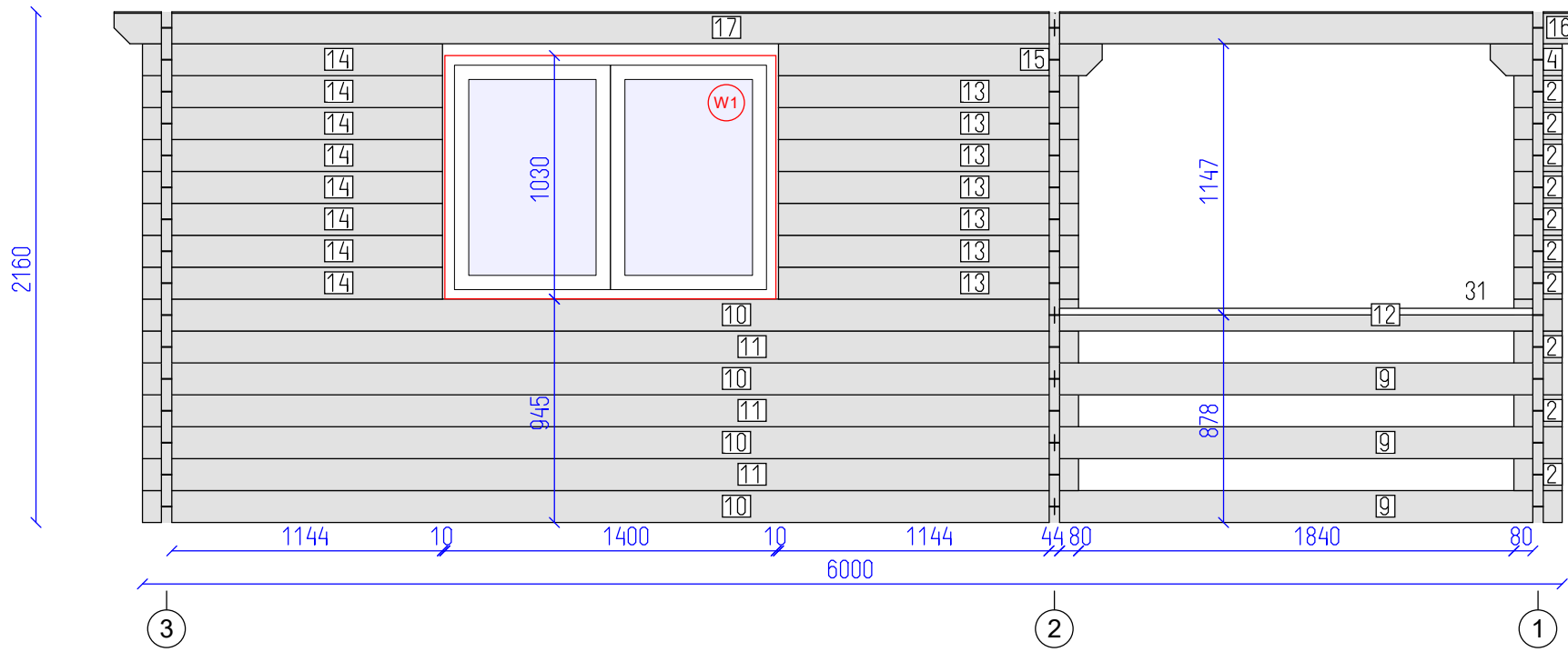
Dare ---

3

10

SHEET

OF

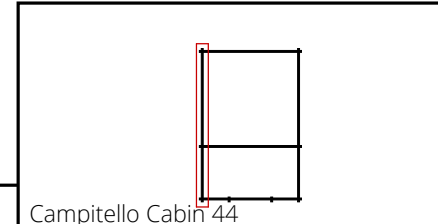


DETAILS

N	QTY
9	3
10	4
2	10
11	3
12	1
13	7
14	8
4	1
15	1
16	1
17	1
31	1

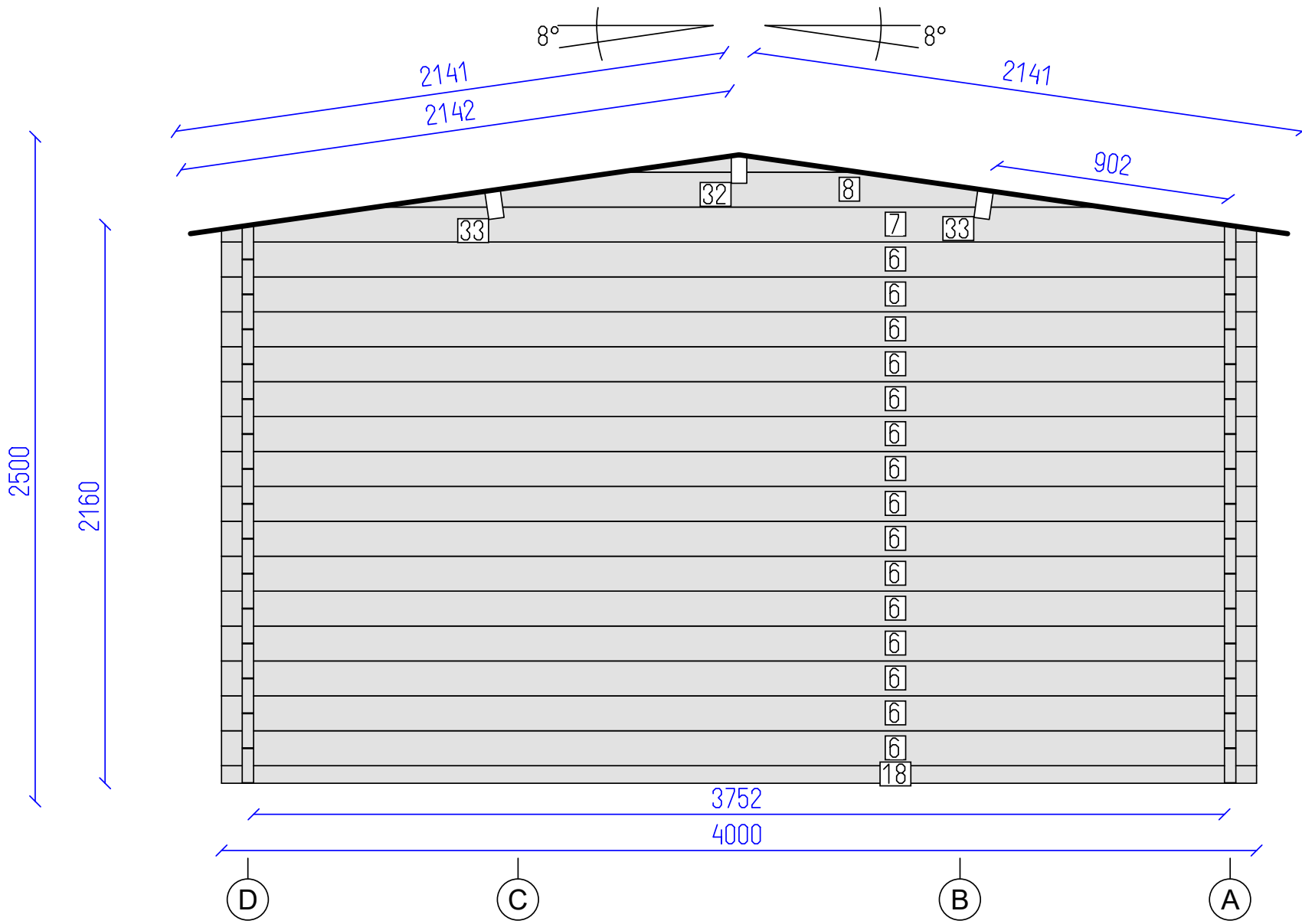
LIST OF ELEMENTS

- 9. Wall 135x44x2146
  - 10. Wall 135x44x3854
  - 2. Wall 135x44x204
  - 11. Wall 135x44x3956
  - 12. Wall 135x44x2146
  - 13. Wall 135x44x1268
  - 14. Wall 135x44x1268
  - 4. Wall 135x44x304
  - 15. Wall 135x44x1368
  - 16. Wall 135x44x2266
  - 17. Wall 135x44x3974
  - 31. Armrest 110x28x2000
- Total 8.97 m<sup>2</sup>



Campitello Cabin 44

Wall A

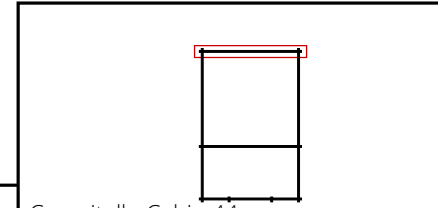


DETAILS

N	QTY
18	1
6	15
7	1
8	1
32	1
33	2

LIST OF ELEMENTS

- 18. Wall 68x44x4000
- 6. Wall 135x44x4000
- 7. Wall 135x44x4000
- 8. Wall 135x44x2810
- 32. Roof beam 140x70x2544
- 33. Roof beam 140x70x2544
- Total 10.36 m<sup>2</sup>



Campitello Cabin 44

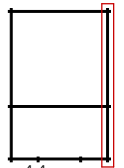
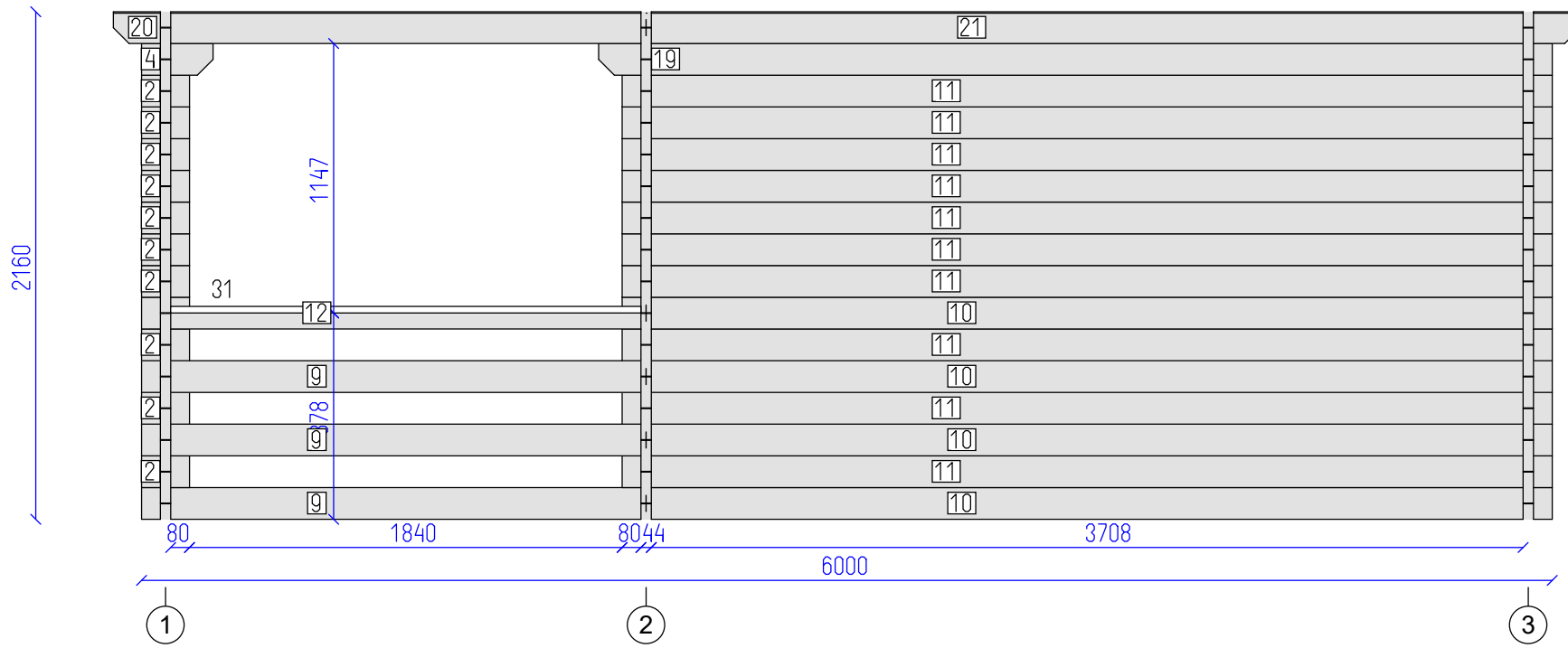


DETAILS

N	QTY
9	3
10	4
2	10
11	10
12	1
4	1
19	1
20	1
21	1
31	1

LIST OF ELEMENTS

- 9. Wall 135x44x2146
  - 10. Wall 135x44x3854
  - 2. Wall 135x44x204
  - 11. Wall 135x44x3956
  - 12. Wall 135x44x2146
  - 4. Wall 135x44x304
  - 19. Wall 135x44x4056
  - 20. Wall 135x44x2266
  - 21. Wall 135x44x3974
  - 31. Armrest 110x28x2000
- Total 10.51 m<sup>2</sup>



Campitello Cabin 44



Wall D

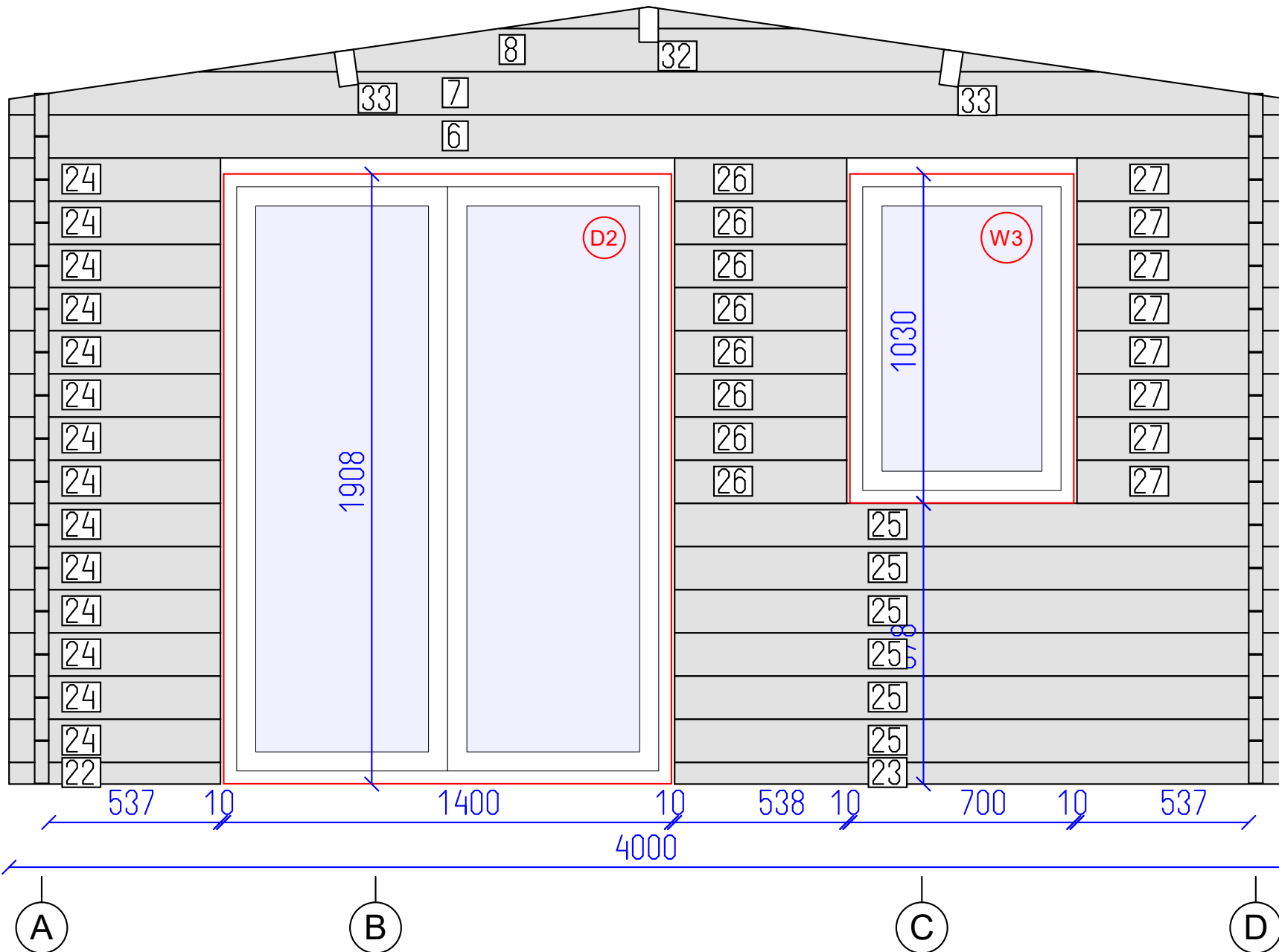
Tikr. ---

Dare ---

6

10

SHEET OF



DETAILS

N	QTY
22	1
23	1
24	14
25	6
26	8
27	8
6	1
7	1
8	1
32	1
33	2

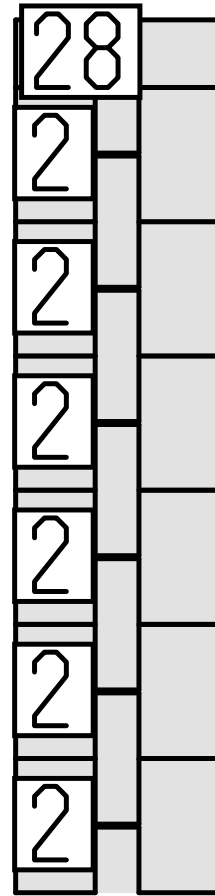
LIST OF ELEMENTS

- 22. Wall 68x44x661
  - 23. Wall 68x44x1919
  - 24. Wall 135x44x661
  - 25. Wall 135x44x1919
  - 26. Wall 135x44x538
  - 27. Wall 135x44x661
  - 6. Wall 135x44x4000
  - 7. Wall 135x44x4000
  - 8. Wall 135x44x2810
  - 32. Roof beam 140x70x2544
  - 33. Roof beam 140x70x2544
- Total 6.80 m<sup>2</sup>

Campitello Cabin 44

Wall 2	Tikr. ---	Dare ---	7 SHEET	10 OF
--------	--------------	-------------	------------	----------



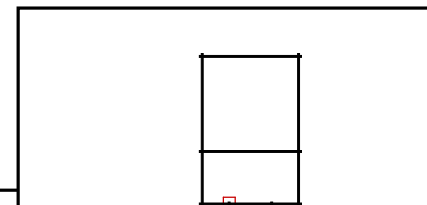
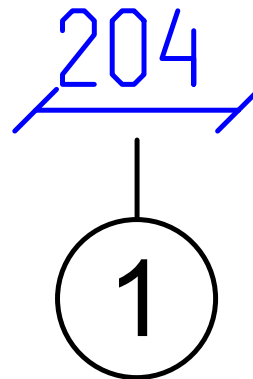


DETAILS

N	QTY
2	6
28	1

LIST OF ELEMENTS

2. Wall 135x44x204  
 28. Wall 68x44x204  
 Total 0.18 m<sup>2</sup>



Campitello Cabin 44

Wall B

Tikr. ---

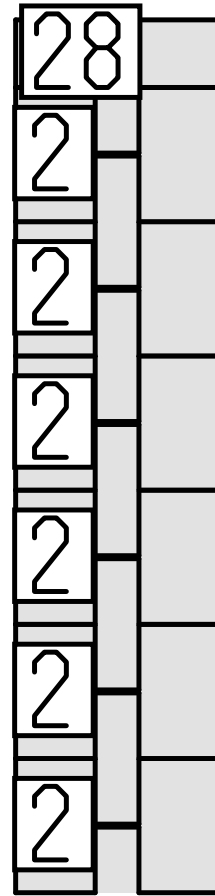
Dare ---

8

10

SHEET OF



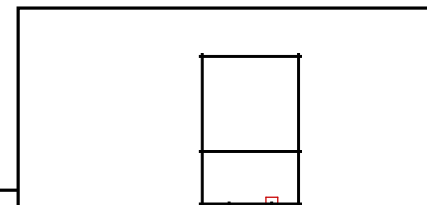
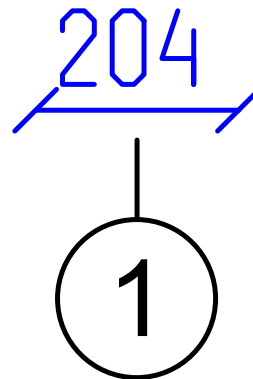


DETAILS

N	QTY
2	6
28	1

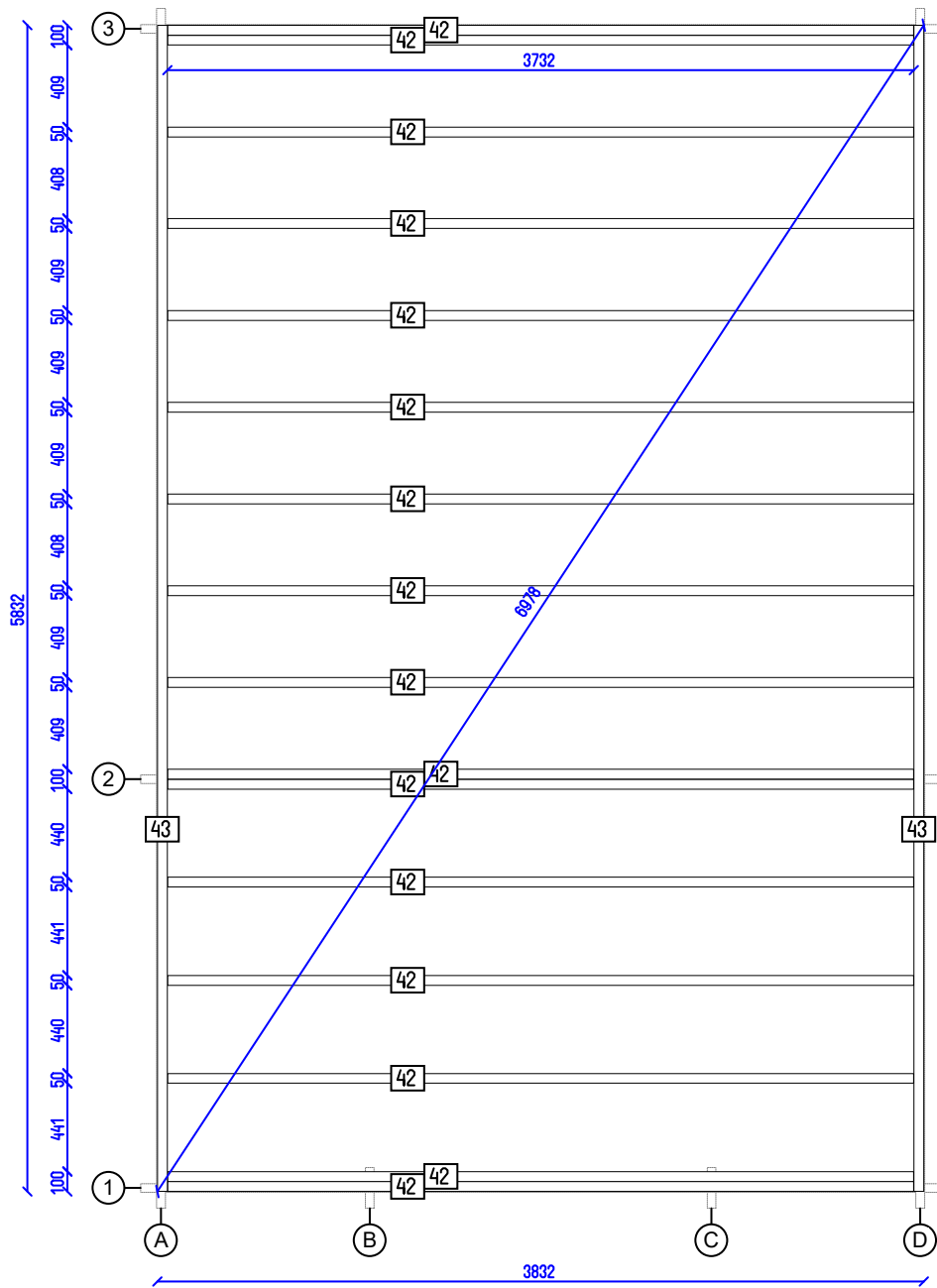
LIST OF ELEMENTS

2. Wall 135x44x204  
 28. Wall 68x44x204  
 Total 0.18 m²



Campitello Cabin 44

Wall C



Campitello Cabin 44