



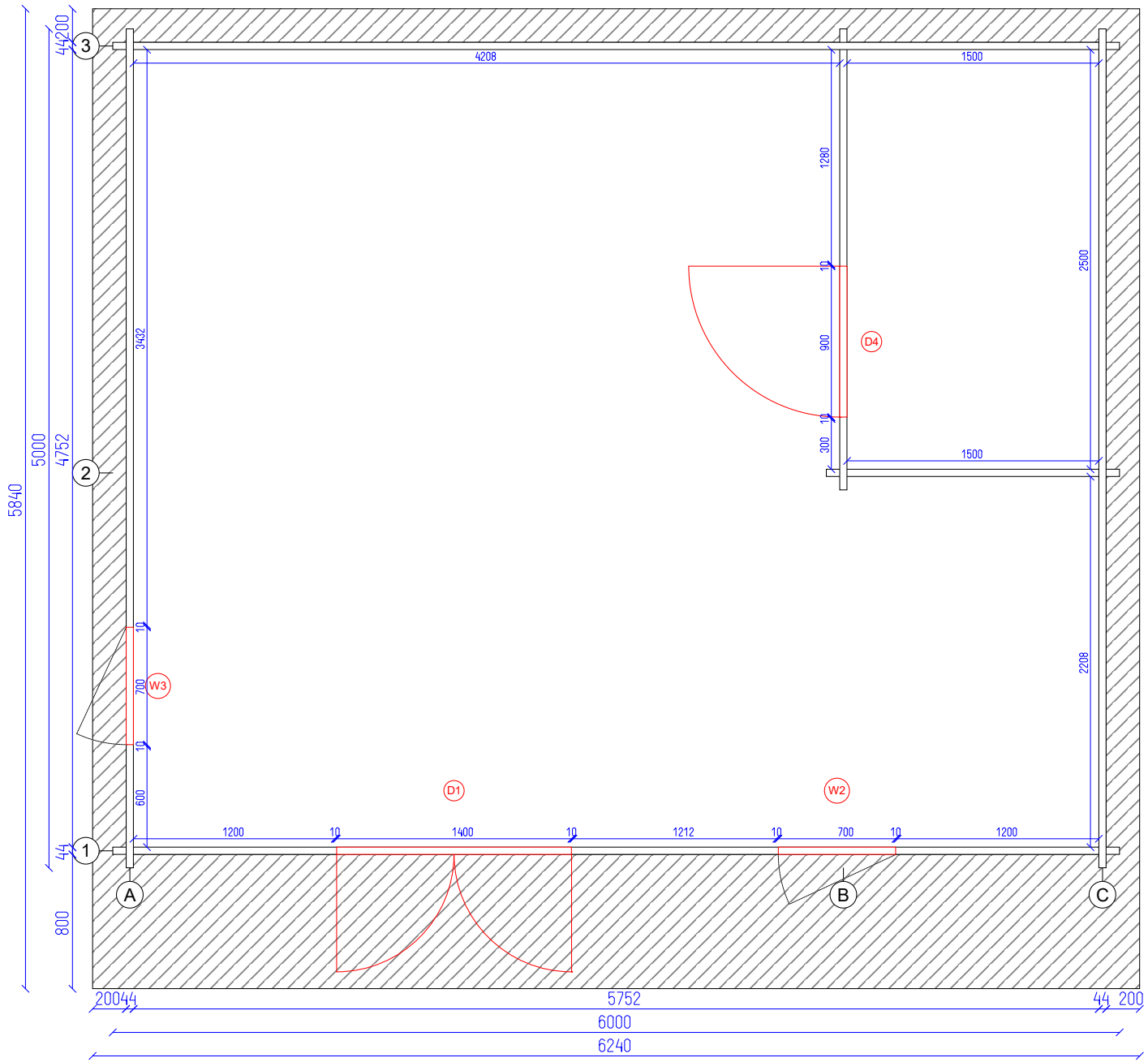
Chalet 6x5

Tikr.  
---

Dare  
LUK

1  
SHEET

9  
OF



Chalet 6x5

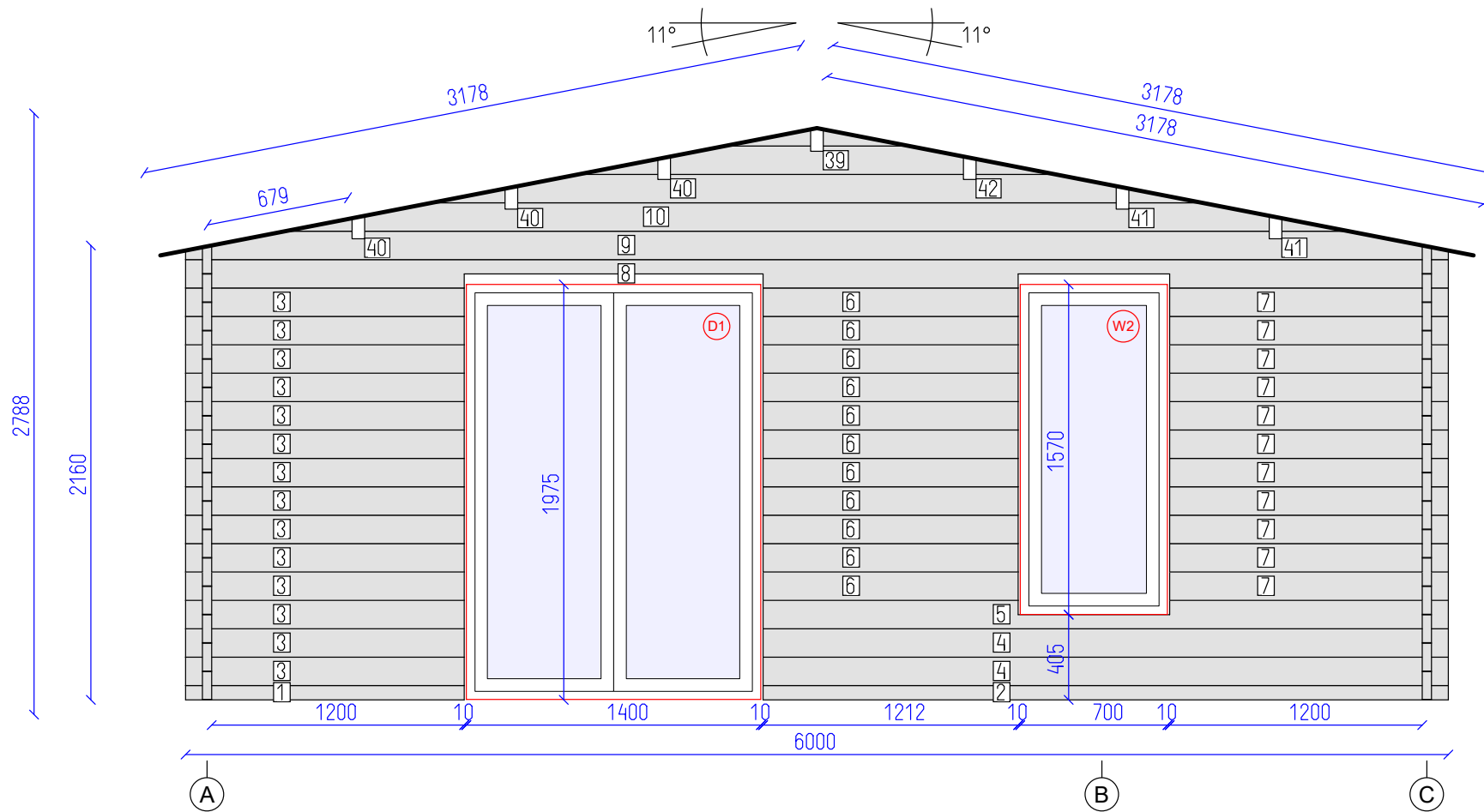
Ground plan

Tikr.  
---

Dare  
LUK

2  
SHEET

9  
OF

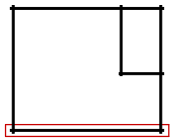


DETAILS

N	QTY
1	1
2	1
3	14
4	2
5	1
6	11
7	11
8	1
9	1
10	1
39	1
40	3
41	2
42	1

LIST OF ELEMENTS

1. Wall 68x44x1324
  2. Wall 68x44x3256
  3. Wall 135x44x1324
  4. Wall 135x44x3256
  5. Wall 135x44x3256
  6. Wall 135x44x1212
  7. Wall 135x44x1324
  8. Wall 135x44x6000
  9. Wall 135x44x6000
  10. Wall 135x44x5054
  39. Roof beam 140x70x5840
  40. Roof beam 140x70x5840
  41. Roof beam 140x70x5840
  42. Roof beam 140x70x5840
- Total 15.92 m<sup>2</sup>



Chalet 6x5



Wall 1

Tikr. ---

Dare LUK

3

9

SHEET

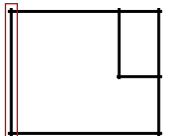
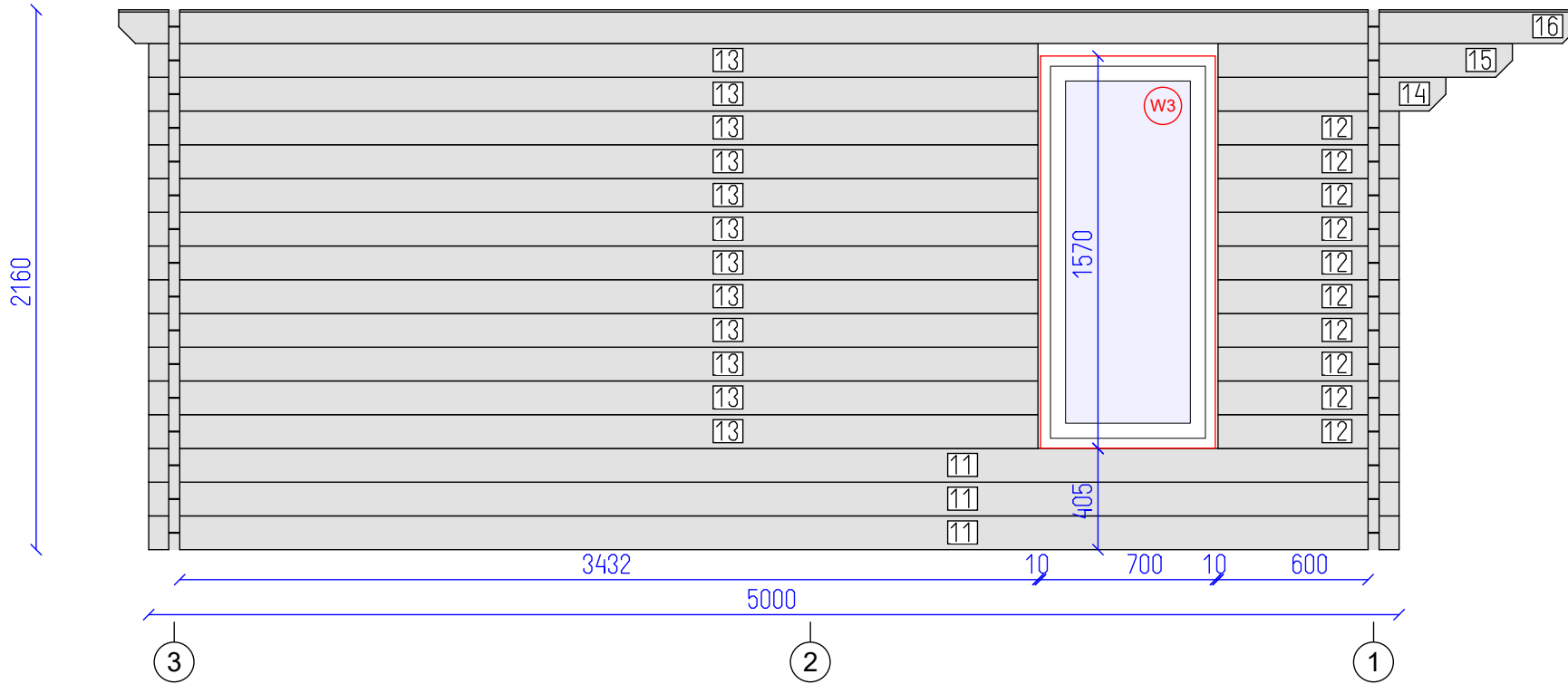
OF

DETAILS

N	QTY
11	3
12	10
13	12
14	1
15	1
16	1

LIST OF ELEMENTS

- 11. Wall 135x44x5000
  - 12. Wall 135x44x724
  - 13. Wall 135x44x3556
  - 14. Wall 135x44x911
  - 15. Wall 135x44x1177
  - 16. Wall 135x44x5840
- Total 9.83 m<sup>2</sup>



Chalet 6x5



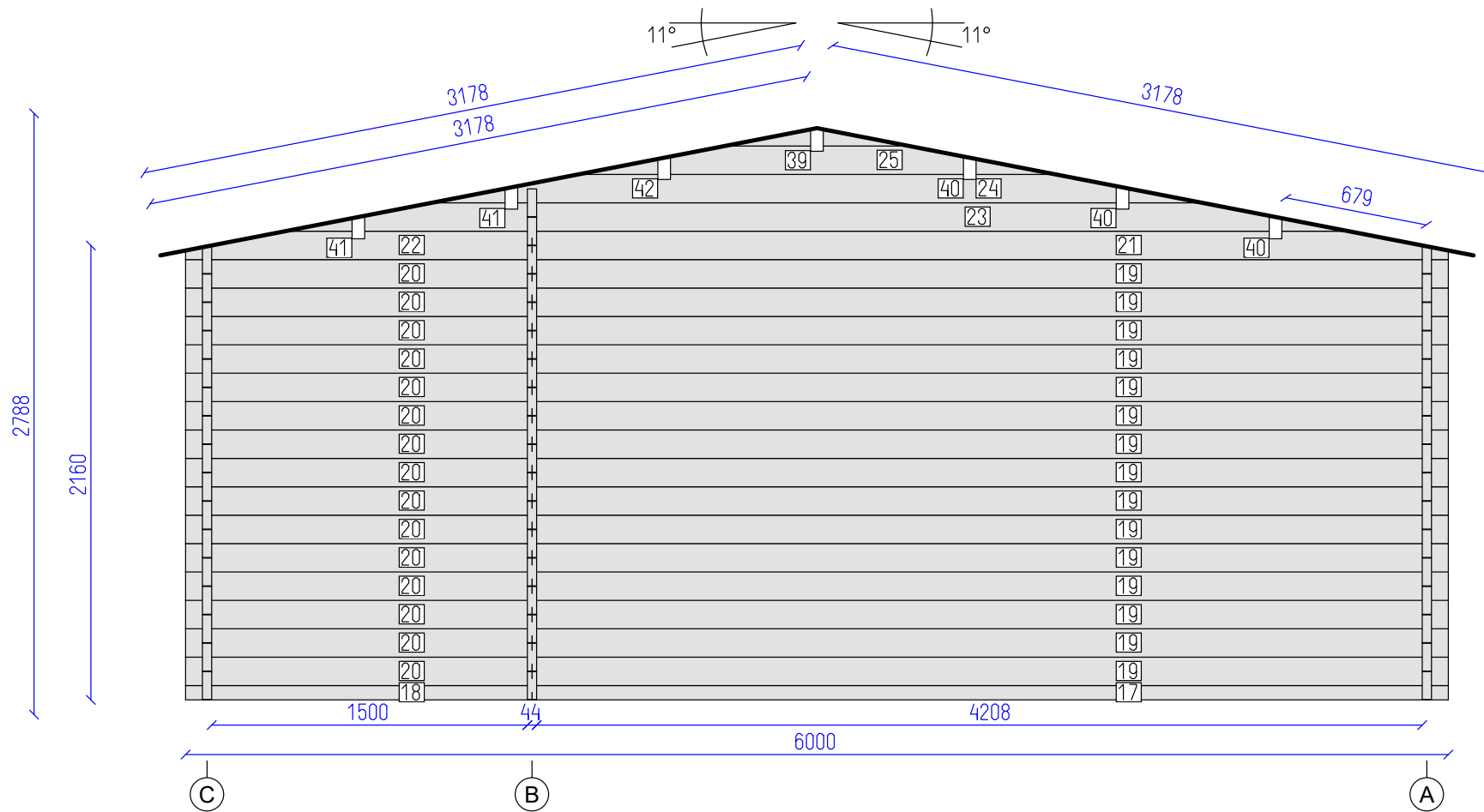
Wall A

Tikr.  
---

Dare  
LUK

4  
SHEET

9  
OF

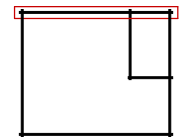


DETAILS

N	QTY
17	1
18	1
19	15
20	15
21	1
22	1
23	1
24	1
25	1
39	1
40	3
41	2
42	1

LIST OF ELEMENTS

- 17. Wall 68x44x4354
  - 18. Wall 68x44x1646
  - 19. Wall 135x44x4354
  - 20. Wall 135x44x1646
  - 21. Wall 135x44x4354
  - 22. Wall 135x44x1646
  - 23. Wall 135x44x5054
  - 24. Wall 135x44x3662
  - 25. Wall 135x44x2270
  - 39. Roof beam 140x70x5840
  - 40. Roof beam 140x70x5840
  - 41. Roof beam 140x70x5840
  - 42. Roof beam 140x70x5840
- Total 20.57 m<sup>2</sup>



Chalet 6x5

Wall 3

Tikr.  
---

Dare  
LUK

5  
SHEET

9  
OF

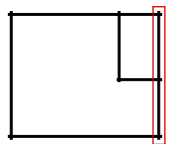



DETAILS

N	QTY
26	13
27	1
28	1
29	1

LIST OF ELEMENTS

26. Wall 135x44x5000  
 27. Wall 135x44x5187  
 28. Wall 135x44x5453  
 29. Wall 135x44x5840  
 Total 11.00 m<sup>2</sup>



Chalet 6x5

Wall C




Tikr. ---

Dare LUK

6 SHEET

9 OF



DETAILS

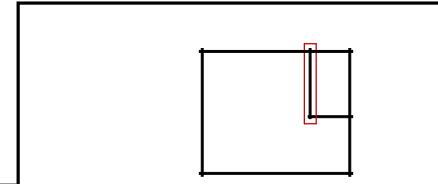
N	QTY
30	15
31	15
32	3
33	1

- LIST OF ELEMENTS
- 30. Wall 135x44x424
  - 31. Wall 135x44x1404
  - 32. Wall 135x44x2748
  - 33. Wall 30x44x2748
- Total 4.90 m<sup>2</sup>

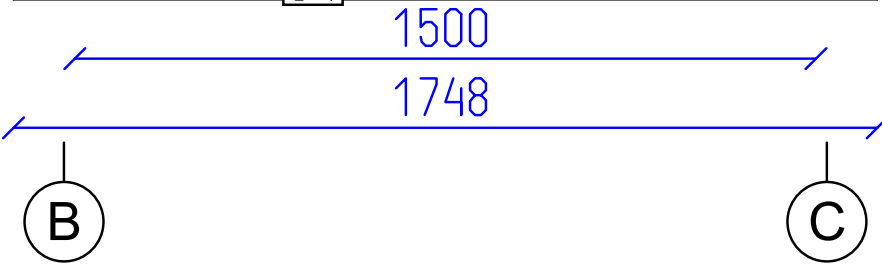
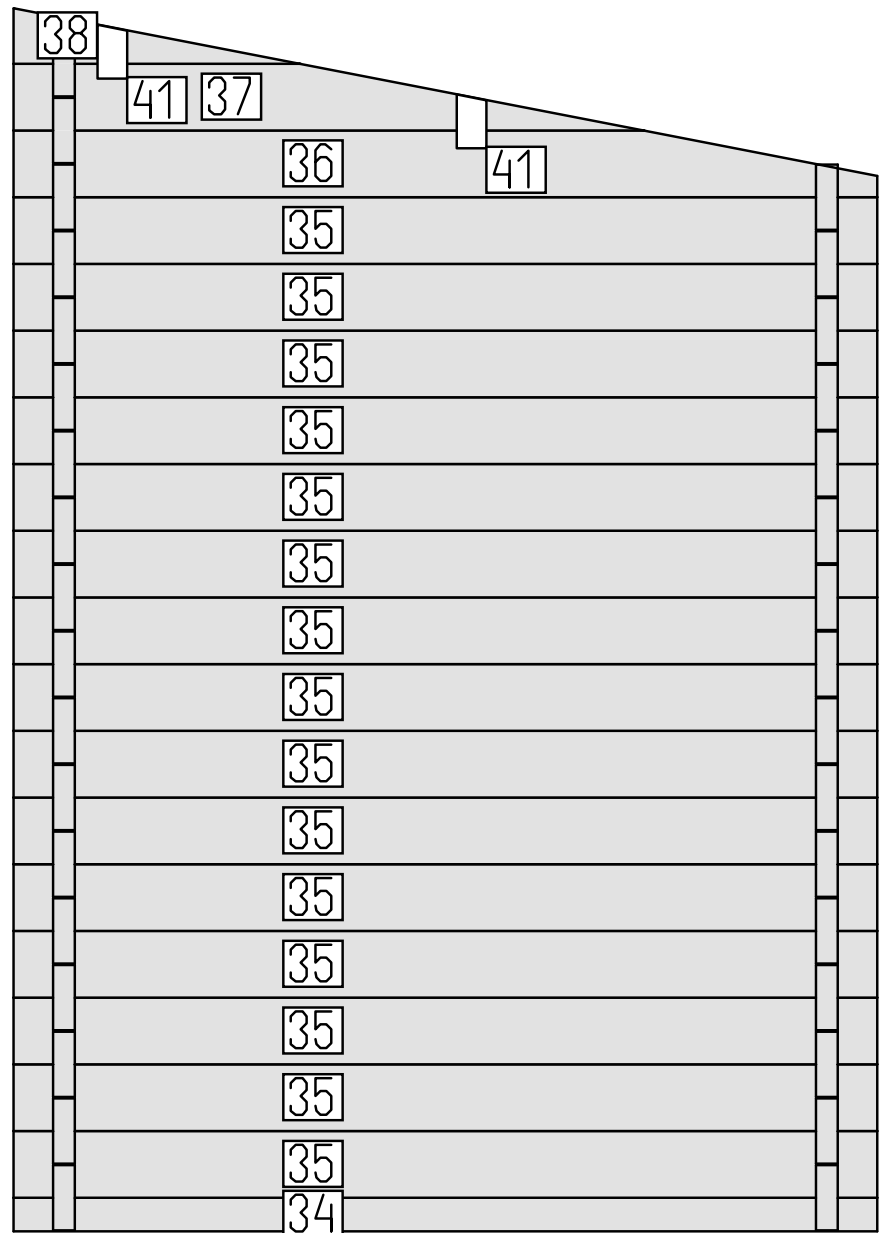
2



3



Chalet 6x5

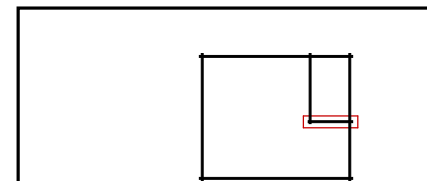


DETAILS

N	QTY
34	1
35	15
36	1
37	1
38	1
41	2

LIST OF ELEMENTS

- 34. Wall 68x44x1748
- 35. Wall 135x44x1748
- 36. Wall 135x44x1748
- 37. Wall 135x44x1275
- 38. Wall 112x44x579
- 41. Roof beam 140x70x5840
- Total 5.77 m<sup>2</sup>



Chalet 6x5



Wall 2

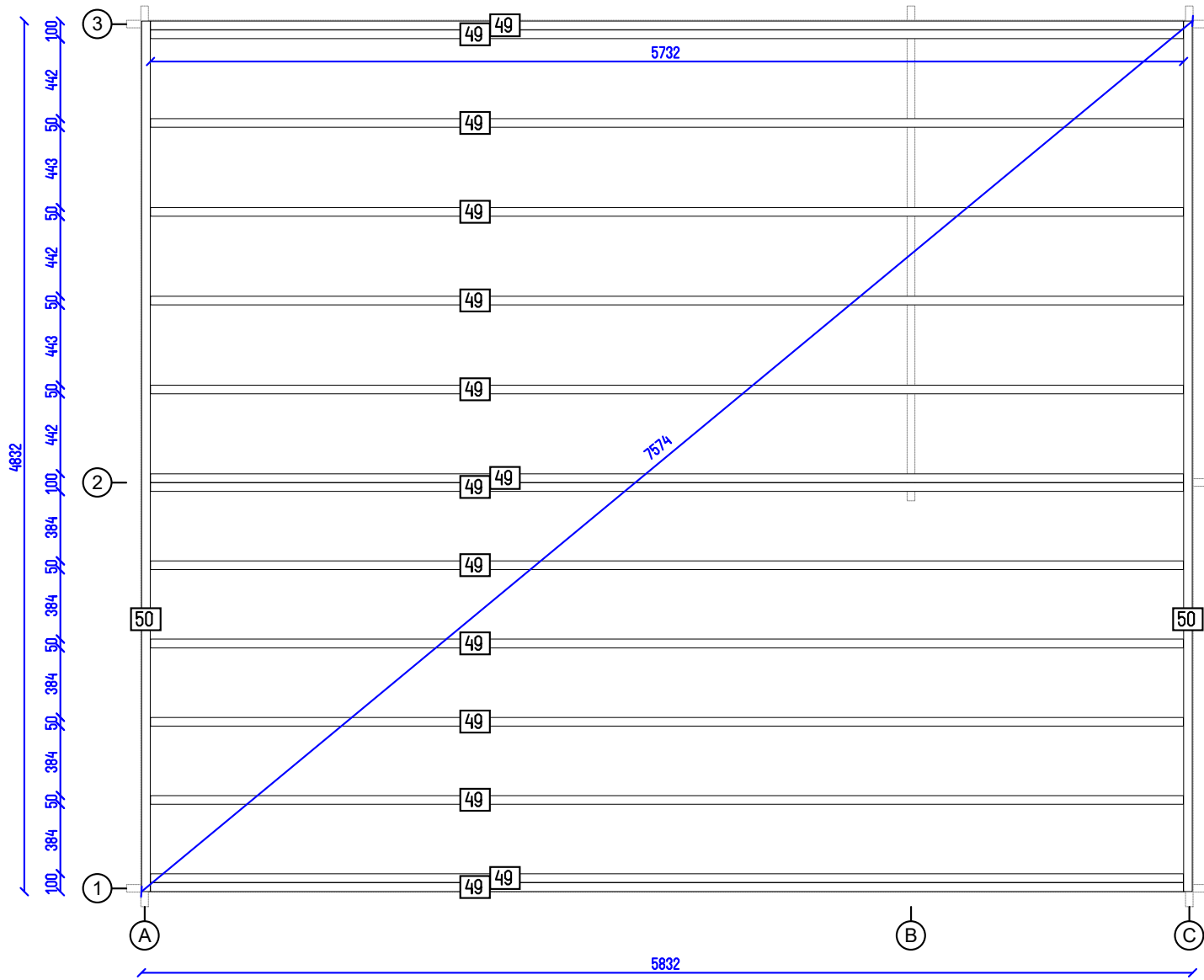
Tikr.  
---

Dare  
LUK

8  
SHEET

9  
OF





Chalet 6x5

Flr. bearers pl.

Tikr.  
---

Dare  
LUK

9  
SHEET

9  
OF